

Tests for ovarian cancer

EasyRead Information



Examining your body



This booklet tells you about tests you may need to find out if you have ovarian cancer.



If you have signs of ovarian cancer your doctor should examine you.

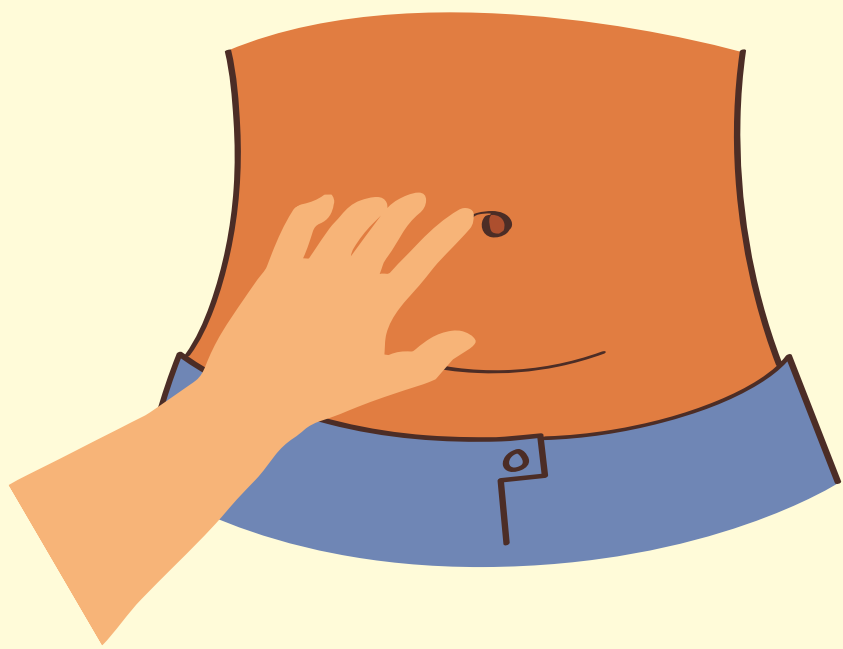


You should have a blood test. This is to see if you have high levels of CA125.

A normal level is below 35 for all people but this might be lower depending on how old you are. A high level of CA125 might mean you have ovarian cancer.



The doctor may do more tests to find out why your CA125 level is high.



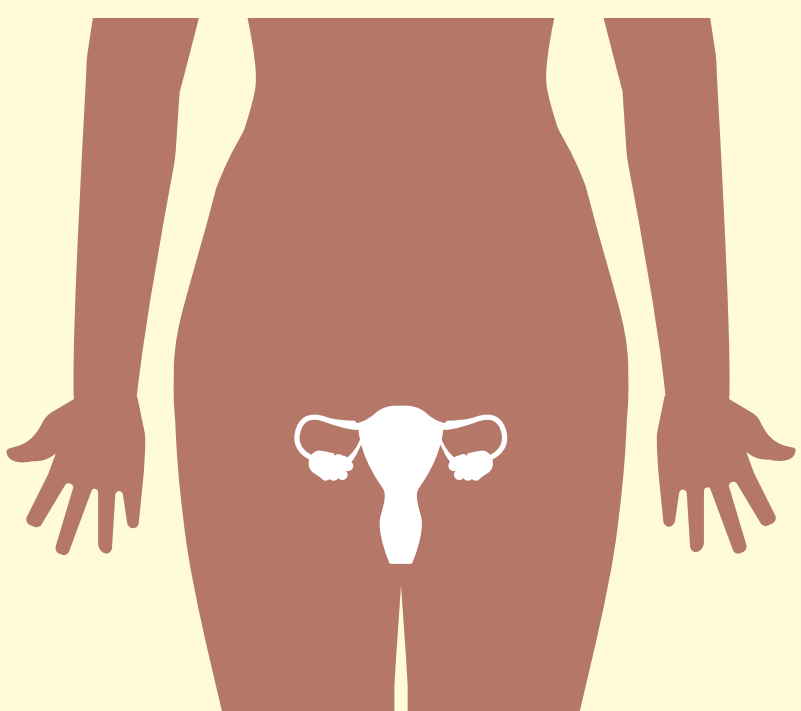
They will touch your tummy area to see if it feels normal.

They might feel lumps or liquid.



Your doctor may arrange for you to go to hospital for more tests.


You may be examined by a specialist doctor at the hospital.



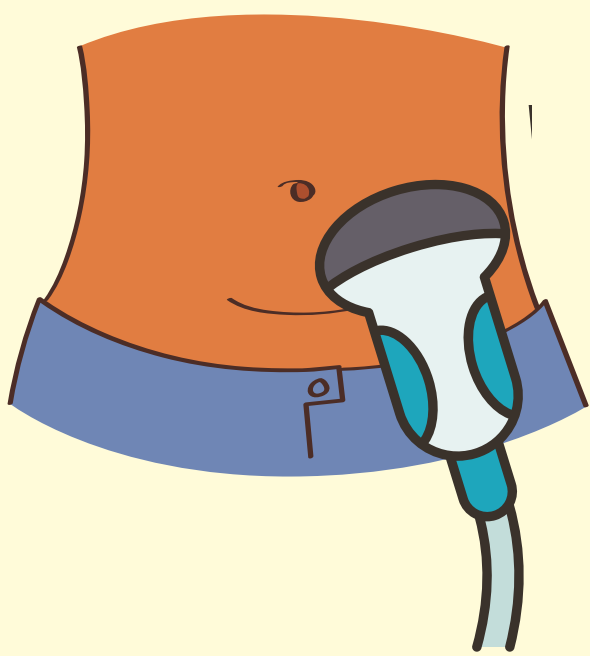
These specialists are called **gynaecological oncologists.**

Gynaecological oncologists are doctors trained to treat cancers of female body parts such as the ovaries or womb.

Ultrasound scans

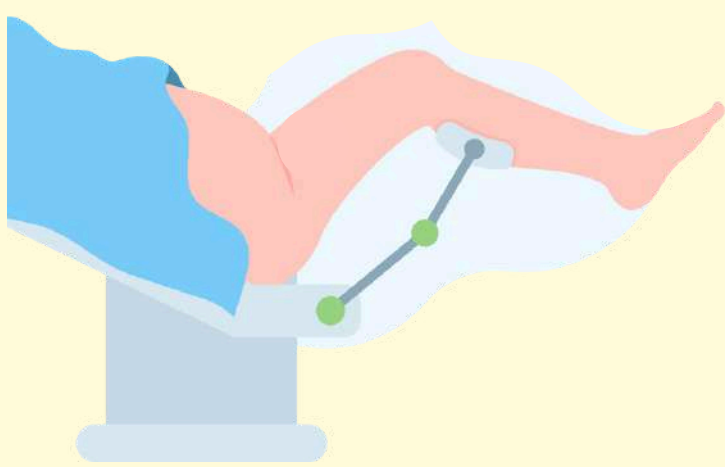


If your CA125 level is high, you might have an ultrasound scan. This is done in hospital.



During an ultrasound scan the doctor or specialist at the hospital will move a little **probe** across your tummy.

A probe is a small device used on top of your skin to show pictures of the inside of your body.



The healthcare specialist may want to put a probe into your vagina. This can give clearer pictures.

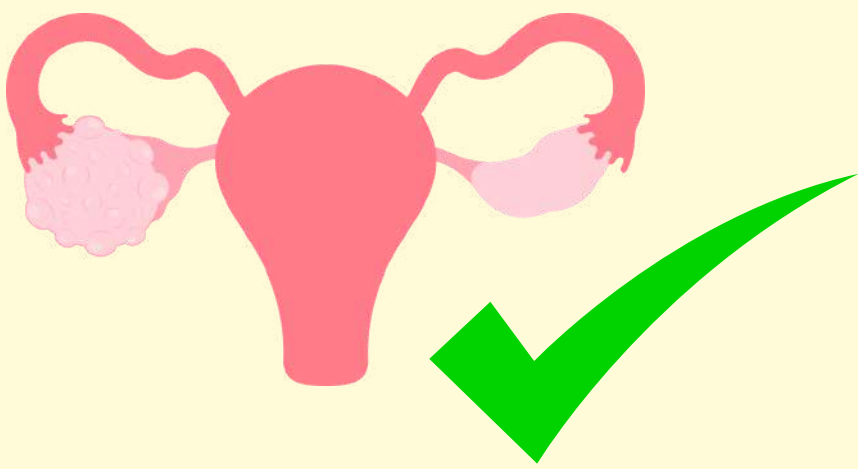
You can say no to this if you want.



The test result should take a few days or weeks. Someone from your doctor's surgery will call you to tell you what it shows.



You should be told if you have ovarian cancer or not, in 28 days.



The scan may show that your ovaries are healthy.



If you are still unwell your doctor will want to find out why.

They should make another appointment to see you in a month.

CT scans



If your tests show that you could have ovarian cancer:

- You will have an appointment in a hospital that treats cancer.
- You will see a doctor and have some tests done.



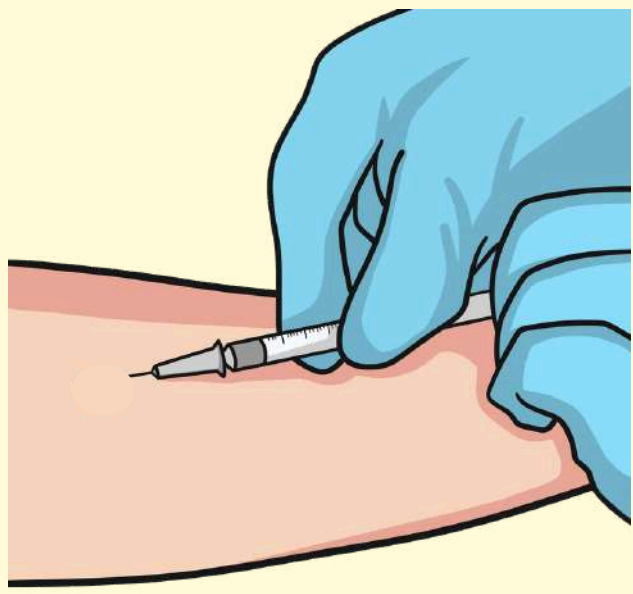
You may have a CT scan. This takes more pictures that show the inside of your body.



You may be asked to use a dye which makes the pictures clearer. It is harmless.



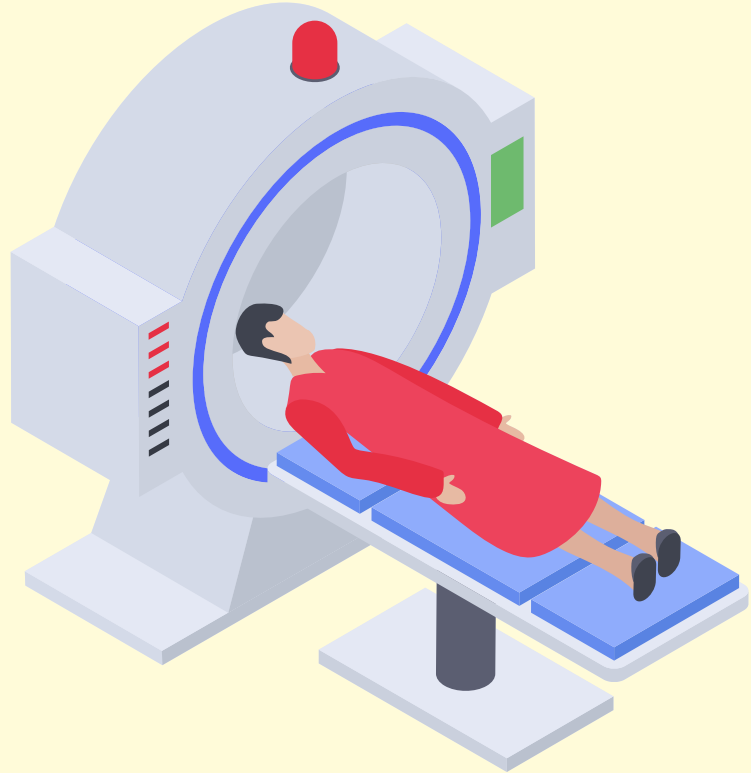
The dye is put through a tube into your arm. Or you may be asked to drink the dye.



The dye is injected into a vein in your arm.

This is done using a needle.

CT scans



The CT scanner is like a bed. A machine that looks like a ring passes over you on the bed.

It can show if you have signs of ovarian cancer.



Your doctors will tell you the results of the CT scan.



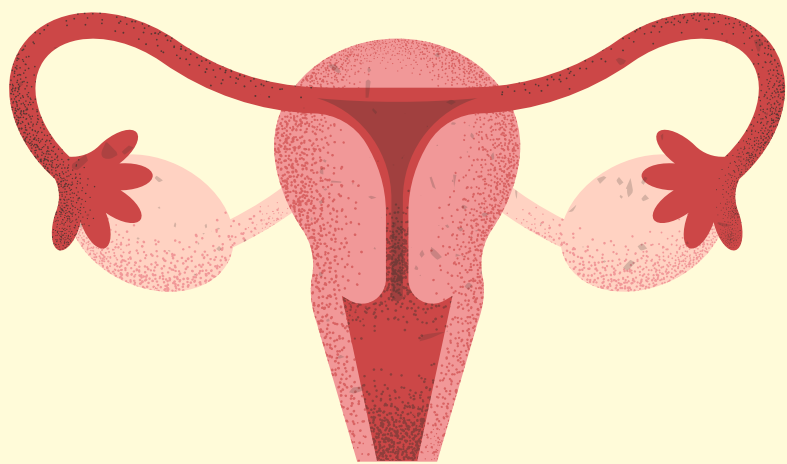
If it shows that you may have ovarian cancer the doctors will plan your treatment with you.

An operation



You may need a **laparotomy**.

A laparotomy is an operation to look inside your body to find out if ovarian cancer has spread.



The surgeons will remove as much cancer as possible. This may include removing your ovaries and womb.




You will usually stay in hospital for a few days.



You will be given an **anaesthetic**.

An anaesthetic is a medicine to make you sleep through the operation. It stops you feeling pain.



The doctors may take a **biopsy**.

A biopsy is a little sample from inside to look at to see if you have cancer.



Your doctors will tell you what they found in the laparotomy operation. They may have needed to remove some organs.

They will decide with you on the best treatment for you.

What is Ovacome?



Ovacome is a charity that helps people with ovarian cancer and their friends and families.



Contact Ovacome if you want to talk to someone about ovarian cancer.

You can call Ovacome for **free** Monday to Friday from 10am until 5pm.



Call us on the phone:
0800 008 7054



Send us an email:
support@ovacome.org.uk



Visit our website:
www.ovacome.org.uk

ovacome..

ovarian cancer